



1 Example House Example Street,
Example City, Exampshire, England,
EG1 1EG

TENANT NAME
A Tenant

TENANCY TYPE
Single





REPORT CONFIRMED BY
An Inspector

TENANCY START DATE
14/10/2020

PROPERTY VISIT DATE
14/10/2020

 [View Photo Gallery](#)

Maintenance Action Required

Name	Status
Property Exterior	
General Overview	 Landlord responsibility  Repair
Entrance/Hallway	
Front Door	 Landlord responsibility  Replace

Report Information

General maintenance issues raised by the tenant but no concerns in respect of Fitness for Human Habitation or tenancy breaches.

Glossary of Terms

For guidance, please find a glossary of terms used within this report:

Condition

Very Poor: Extensively damaged/faulty. Examples: large stains; upholstery torn; very dirty.

Poor: Extensive signs of wear and tear. Examples: stains/marks/tears/chips.

Fair: Signs of age. Examples: frayed; small light stains/marks; discolouration.

Good: Signs of slight wear. Examples: generally lightly worn.

New Item: Still in wrapper or with new tags/labels attached. Recently purchased, installed or decorated.

Cleanliness

Very Poor: Not cleaned. Requires cleaning to a good or excellent standard.

Poor: Item dusty or dirty. Requires further cleaning to either good or excellent standard.

Fair: Evidence of some cleaning, but signs of dust or marks.

Good: Item cleaned and free of loose dirt.

Excellent: Item immaculate, sparkling and dust free.

Photo Terms

Captured (external device)

The date provided by the image file itself, usually set by the device that captured it.

Captured (via App)

The date a photo was taken within the platform mobile App. This is a more reliable source than the above.






Captured (certified by inspector)

The date a photo was taken according to the inspector (defaulting to the inspection date).

Added

The date on which the photo was added to the platform.

Status Icons

-  Disagreed by tenant
-  Repair
-  Beyond fair wear and tear
-  Replace
-  Missing

Interim Visit Details

✓ Access Checklist

YES 24 hours notice or more given prior to visit

YES Tenant(s) present during visit

✓ Safety Certificates and Legislation Compliance

YES Gas safety certificate received within the last 12 months?

YES Relevant smoke/heat alarms present and test function(s) working?

YES Relevant carbon monoxide alarm(s) present and test function working?

YES Electrical safety certificate (EICR) received within the last 5 years?

NO Electrical/White goods provided have been PAT tested in the last 5 years?

✓ Tenancy Related Issues

YES Rental payments are up to date?

NO Complaints received about the tenant?

NO Evidence of smoking?

NO Evidence of sub-letting?

YES Evidence of pets?


NO Evidence of damage over and above fair wear and tear?

YES Have any maintenance issues been reported by the tenant?

Tenancy Related Notes

Please refer to issues raised regarding the Property Exterior.

Tenancy Related Photos



Provided by	Inspector
Captured (via App):	14/10/2020 9:57 AM
Added	14/10/2020

✔ Risk Avoidance Checklist (inside the property)

- YES Tenant(s) have access to all escape routes in the event of a fire?
- NO Evidence of damp/mould on walls/ceilings?
- NO If 'Yes' to the above, does damp/mould relate to condensation?
- NO Evidence of poor grouting to tiles or gaps in the bath sealant?
- NO Evidence of damage to electrical fixtures & fittings, frayed cables, cracked power points?
- NO Evidence of fraying carpets, especially on stairs?


✔ Risk Avoidance Checklist (outside the property)

- YES Are the lawns, in a good seasonal order?
- YES Are the plants/shrubs/trees in a good seasonal order?
- NO Evidence of any uneven paving slabs/decking?
- NO Evidence of loose roof tiles?
- NO Weeds growing out of guttering?
- YES Evidence of damp on outside walls?

Risk Avoidance Notes (outside the property)

Wall adjacent to the steps leading to the back garden has evidence of damp.

Risk Avoidance Photos (outside the property)



Provided by	Inspector
Captured (Certified by inspector)	14/10/2020
Added	14/10/2020

Room Details


The small thumbnail images in this section can be used as a reference point. **Larger copies** of these images can be found in the **'Room Image Library'** section towards the end of this report.

1 Property Exterior

Item	Description	Condition	Cleanliness	Photos
General Overview 1.1	UPVC panels to the rear of the property are loose and some are displaced.	● Fair	● Good	📷 3 photos
	👉 Landlord responsibility			🔧 Repair

Property Exterior Photos


General Overview



Provided by	Inspector
Captured (via App):	14/10/2020 9:49 AM
Added	14/10/2020
Reference	1.1.1



Provided by	Inspector
Captured (via App):	14/10/2020 9:49 AM
Added	14/10/2020
Reference	1.1.2




Provided by	Inspector
Captured (via App):	14/10/2020 9:49 AM
Added	14/10/2020
Reference	1.1.3

2 Entrance/Hallway


Item	Description	Condition	Cleanliness	Photos
General Overview 2.1	Clean & Tidy. No tenancy agreement breaches evident	● Good	● Good	📷 3 photos
Front Door 2.2	Letterbox cover is loose. Security chain fastener is missing.	● Good	● Good	📷 2 photos
	🔔 Landlord responsibility			🔄 Replace
Smoke Alarm 2.3	Ceiling mounted. Test button/function working. Tenant note: Test periodically. Tenant note: Do not obstruct the unit	● Good	● Good	📷 2 photos

📷 Entrance/Hallway Photos


General Overview



Provided by	Inspector
Captured (via App):	14/10/2020 9:38 AM
Added	14/10/2020
Reference	2.1.1




Provided by	Inspector
Captured (via App):	14/10/2020 9:38 AM
Added	14/10/2020
Reference	2.1.2




Provided by	Inspector
Captured (via App):	14/10/2020 9:40 AM
Added	14/10/2020
Reference	2.1.3

Front Door



Provided by	Inspector
Captured (via App):	14/10/2020 9:43 AM
Added	14/10/2020
Reference	2.2.1




Provided by	Inspector
Captured (via App):	14/10/2020 9:43 AM
Added	14/10/2020
Reference	2.2.2

Smoke Alarm



Provided by	Inspector
Captured (Certified by inspector)	14/10/2020
Added	14/10/2020
Reference	2.3.1



Provided by	Inspector
Captured (Certified by inspector)	14/10/2020
Added	14/10/2020
Reference	2.3.2

3 Living Room/Lounge

Item	Description	Condition	Cleanliness	Photos
General Overview 3.1	Clean & Tidy. No tenancy agreement breaches evident. No maintenance issues raised	● Good	● Good	📷 2 photos

📷 Living Room/Lounge Photos

General Overview



Provided by	Inspector
Captured (via App):	14/10/2020 9:40 AM
Added	14/10/2020
Reference	3.1.1




Provided by	Inspector
Captured (via App):	14/10/2020 9:40 AM
Added	14/10/2020
Reference	3.1.2

4 Utility/Laundry Room

Item	Description	Condition	Cleanliness	Photos
General Overview 4.1	Clean & Tidy. No tenancy agreement breaches evident. No maintenance issues raised	● Good	● Good	📷 1 photo

📷 Utility/Laundry Room Photos

General Overview



Provided by	Inspector
Captured (via App):	14/10/2020 9:41 AM
Added	14/10/2020
Reference	4.1.1

5 Kitchen

Item	Description	Condition	Cleanliness	Photos
General Overview 5.1	Clean & Tidy. No tenancy agreement breaches evident. No maintenance issues raised	● Good	● Good	📷 2 photos

📷 Kitchen Photos

General Overview



Provided by	Inspector
Captured (via App):	14/10/2020 9:53 AM
Added	14/10/2020
Reference	5.1.1



Provided by	Inspector
Captured (via App):	14/10/2020 9:53 AM
Added	14/10/2020
Reference	5.1.2

6 Toilet

Item	Description	Condition	Cleanliness	Photos
General Overview 6.1	Clean & Tidy. No tenancy agreement breaches evident. No maintenance issues raised	● Good	● Good	📷 1 photo

📷 Toilet Photos

General Overview



Provided by	Inspector
Captured (via App):	14/10/2020 9:42 AM
Added	14/10/2020
Reference	6.1.1

7 Front Garden


Item	Description	Condition	Cleanliness	Photos
General Overview 7.1	No tenancy agreement breaches evident. No maintenance issues raised Good seasonal order.	● Good	● Good	📷 3 photos

📷 Front Garden Photos

General Overview



Provided by	Inspector
Captured (via App):	14/10/2020 9:37 AM
Added	14/10/2020
Reference	7.1.1



Provided by	Inspector
Captured (via App):	14/10/2020 9:37 AM
Added	14/10/2020
Reference	7.1.2




Provided by	Inspector
Captured (via App):	14/10/2020 9:37 AM
Added	14/10/2020
Reference	7.1.3

8 Back Garden

Item	Description	Condition	Cleanliness	Photos
General Overview 8.1	No tenancy agreement breaches evident. No maintenance issues raised Good seasonal order.	● Good	● Good	📷 2 photos

📷 Back Garden Photos

General Overview



Provided by	Inspector
Captured (via App):	14/10/2020 9:51 AM
Added	14/10/2020
Reference	8.1.1




Provided by	Inspector
Captured (via App):	14/10/2020 9:51 AM
Added	14/10/2020
Reference	8.1.2

Declaration

Was the tenant present during the inspection

NO

Inspector Signature



Name:

An Inspector

Date:

14/10/2020 at 10:03am

Disclaimer

This report has been prepared by an inspector who is not an expert in buildings, furnishings, decorations, woods, antiques or a qualified surveyor.

This report relates only to the furniture and all the landlord's equipment and contents in the property. It is no guarantee, or report on, the adequacy of, or safety of, any such equipment or contents, merely a record that such items exist in the property at the date of preparing the report and the superficial condition of same.

The inspector will not take water readings unless the meter is clearly visible within the property or attached to an exterior wall at low accessible level.

Windows throughout the property have not been tested for function or operation. Descriptions are purely based on the superficial appearance of windows, frames and locks. The inspector can accept no liability arising from any failure of the windows or parts thereof to function properly at all.

Inspectors do not check gas or electrical appliances and give no guarantee with regard to the safety or reliability of such items. It should be noted that inspectors are not required to inspect smoke or carbon monoxide alarms, testing such alarm 'test functions' may occur. However, this is no guarantee, or report on, the adequacy of these alarms. It is merely a record that batteries were present (if tested) upon completion of this report.

The inspector cannot undertake to move heavy items of furniture or to make searches in inaccessible locations such as loft spaces, cellars, locked rooms and high level cupboards, or to unpack items. Inspectors reserve the right not to handle or move items deemed to be fragile or valuable. In addition, the inspectors reserve the right not to handle items that may be of a health hazard and to generalise/summarise on such items deemed to be unsuitable for further inspection.

Furniture and furnishings (Fire) Safety Regulations 1988 – (1993)

The fire and safety regulation regarding furnishings, gas, electrical and similar services are ultimately the responsibility of the instructing principle. Where the inventory notes "Fire Label Present", this should not be interpreted to mean the item complies with the "furniture and furnishings (fire) (safety) (amendments) 1993". It is a record that the item had a label as described or similar to that detailed in the "guide" published by the Department of Trade and Industry January 1997 (or subsequent date). It is not a statement that the item can be considered to comply with the regulations.

Safety Certificate and Legislation Compliance

The safety certificate and legislation compliance checklists in this report are no guarantee, or report on, the adequacy of, or safety of, any such liability contents, merely a record that such steps have been offered by the Inventory Hive software to highlight issues that may exist at the property at the date of preparing this report. Inventory Hive accepts no responsibility for the contents of these steps. It is the responsibility of the Inspector and Tenant to agree upon the accuracy of these steps.

Health & Safety / Insurance Risk-Avoidance Steps

The safety certificate and legislation compliance checklists in this report are no guarantee, or report on, the adequacy of, or safety of, any such liability contents, merely a record that such steps have been offered by the Inventory Hive software to highlight issues that may exist at the property at the date of preparing this

report. Inventory Hive accepts no responsibility for the contents of these steps. It is the responsibility of the Inspector and Tenant to agree upon the accuracy of these steps.

Guidance Notes to Tenants

What should I know about the check-out process?

At the beginning of the tenancy it is important to note any specific discrepancies on the inventory that you do not agree with i.e marks on walls, carpets, etc. If no such additional notes are made via the electronic process at the start of the tenancy, the inventory will be deemed as accepted as read.

The condition of the property at the start of the tenancy, as described in the inventory will be compared to the condition of the property at the end of tenancy. Details of any alterations to the property after the inventory has been agreed upon will be recorded by an inspector (Inventory Hive user).

A 'Check-Out' report will be conducted to determine any changes to the inventory. The tenant should gain permission from the managing agent/landlord if they wish to remove or store any items during the tenancy and this should be confirmed in writing by the managing agent/landlord.

The inspector cannot undertake to move heavy items of furniture or to make searches in inaccessible locations such as loft spaces, cellars, locked rooms and high level cupboards, or to unpack items. Inspectors reserve the right not to handle or move items deemed to be fragile or valuable. In addition, the inspector reserves the right not to handle items that may be of a health hazard and to generalise/summarise on such items deemed to be unsuitable for further inspection.

What should I know before the check-out report is created?

All items should be returned to their original position (as detailed on the inventory); this includes stored or boxed items not used during the tenancy. Any items listed as 'Item Missing' can often result in a replacement cost or a charge being made. Managing agents/landlords may also charge for the removal of unapproved items left by a tenant at the end of the tenancy that were not included in the original inventory.

At the time of the property 'Check-Out' all personal items (including consumable items) should have been removed and cleaning of the property completed. Generally, no further cleaning is permitted once the 'Check-Out' inspection has commenced. Tenants should be advised of the date and time of the 'Check-Out' and provide access, or let the appointed inspector know the details of their departure of the property. Additional costs are sometimes charged by managing agents/landlords if the inspector is not able to complete the 'Check-Out' inspection due to the tenant not being ready to vacate or if they are delayed.

Issues to look out for during the tenancy...

Cleaning

Soiling is not considered to be 'Fair wear & Tear', (as defined by the House of Lords as 'reasonable use of the premises by the tenant and the ordinary operation of natural forces, i.e; the passage of time). Generally speaking, tenants are liable for the property to be cleaned to the same standard as detailed in the inventory at the start of the tenancy.

Soft Furnishings

Excessive discolouring which cannot be attributed to sun bleaching and/or the passage of time, soiling or damage may result in repair or cleaning costs being charged to tenants. Discolouration due to smoke, staining, burns or tears to curtains may also incur costs.

Flooring

Carpets should either be professionally cleaned or vacuumed including edges and corners depending on the level of soiling and/or the terms of tenancy agreement. Receipts for professional cleaning should be given to the inspector at the time of the 'Check-Out' inspection. Hard floors require sweeping and mopping where necessary (in accordance with any specialist cleaning materials/advice provided by the managing agent/landlord).

Decoration

As specified in the majority of tenancy agreements, tenants should gain signed, written permission (keep a copy) from the managing agent/landlord prior to putting nails, pins and other fixtures into walls and ceilings and should avoid the use of tac or tape. Written consent must also be obtained prior to any redecoration. Additional marks/fittings are often noted at the 'Check-Out' and any damage or repair work required is often charged to tenants by managing agents/landlords.

Beds & Linen

Mattresses, divan bases, pillows, and duvets are often inspected for soiling where practically possible. Costs may be incurred by tenants for clearing, compensation or a percentage of the replacement charge by the managing agent/landlord in the event that any such items are soiled beyond that noted to the inventory. Beds should not be made up at the time of the 'Check-Out' inspection and any linen should be left clean, pressed and folded.

Kitchen Surfaces and Sinks

Kitchen surfaces and sinks are often inspected for knife cuts, cup marks, scorch and burn damage. Using appropriate items such as chopping boards and heat pads will help prevent damage.

Crockery, Chinaware, Kitchen Utensils

These items are often checked for soiling, chips and damage. If damage has occurred that is not considered as consistent with 'fair wear and tear', compensation or replacement costs may be incurred by the tenant.

Keys

All keys listed in the inventory should be kept safe and handed back at the 'Check-Out'. When keys get lost or are not returned to the managing agent, landlord or inspector, tenants are often charged for replacement keys or possibly for the changing of locks. Any additional keys cut during the tenancy should also be returned to the agent.

TV aerial, aerial points and satellite dishes

Where a TV aerial point is listed this refers to the socket fitting on the wall only - it does not confirm that an aerial is installed. Similarly, if a satellite dish is listed this does not imply that a satellite system is installed.

TV aerial - if a TV aerial is installed at the property this does not guarantee a clear terrestrial, satellite, or digital reception. Due to the generally poor reception in the Rugeley area, tenant(s) may need to purchase a booster aerial, Digi box or investigate alternatives at their own expense. Should tenant(s) decide to install an aerial or sky dish, permission should be obtained from the landlord in the first instance. Thereafter terms and conditions can be agreed and confirmed in writing.

Insurance

You must obtain the relevant home insurance. An insurance broker will advise on the best packages and details available.

Gardens & Exterior Areas

Most tenancy agreements state that the tenant is responsible for the maintenance of gardens and exterior areas such as driveways unless agreed in writing otherwise. This includes the cutting of lawns, weeding and maintaining the garden, paths, driveways, flowerbeds etc according to the season. If the standard is found to be below the condition as detailed to the inventory, (with consideration given for a change in season) tenants are often charged for necessary work to bring the affected area back the required level.